



TRANSFORMING
SPACES

K-Series
EDITION 2

system7.au



TRANSFORMING SPACES

We invite you to embark on this journey with us and discover the endless possibilities of modular design.



MADE
& DESIGNED IN
AUSTRALIA



STRONGEST
ON THE WORLD
MARKET



COMPLIANT
TO GOVERNMENT
REGULATIONS



CUSTOMISABLE
MODULAR &
EASY ASSEMBLY



SUITABLE
FOR A WIDE
RANGE OF USERS



DESIGNED
FOR DDA
COMPLIANCE



FREE
OF MDF & ITS
CHEMICALS



AESTHETICS
THEY LOOK
GREAT!

System 7 is dedicated to revolutionizing the way we design and use our spaces.

By offering modular bench and storage systems, our solutions provide unparalleled flexibility and customization compared to conventional furniture.

System 7's commitment to quality and sustainability ensures that our products are not only aesthetically pleasing but also practical and durable, ideal for various settings such as homes, offices, schools, and public spaces.

Our team of experts is dedicated to streamlining the design process and simplifying it for our customers.



toolsforschools.com.au/news



DISCOVER MORE

system7.au

KUBE 1 990mm WELDING BENCH

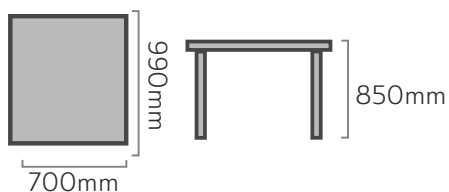


**OPTIONAL
PLASMA CUTTING
TABLE**



**OPTIONAL
HEAT SHIELD**

DIMENSIONS:



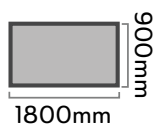
**1 BENCH TOP 8MM STEEL PLATE
FRAME BLACK POWDER COATED
LEGS CAN BE FIXED TO THE FLOOR
OPTIONS**

**2 PLASMA CUTTING TABLE
3 HEAT SHIELD**

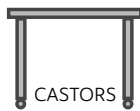
KUBE 2 1800mm LONG BENCHES - WOODWORK



DIMENSIONS:



850mm



850mm

TOP
PLY

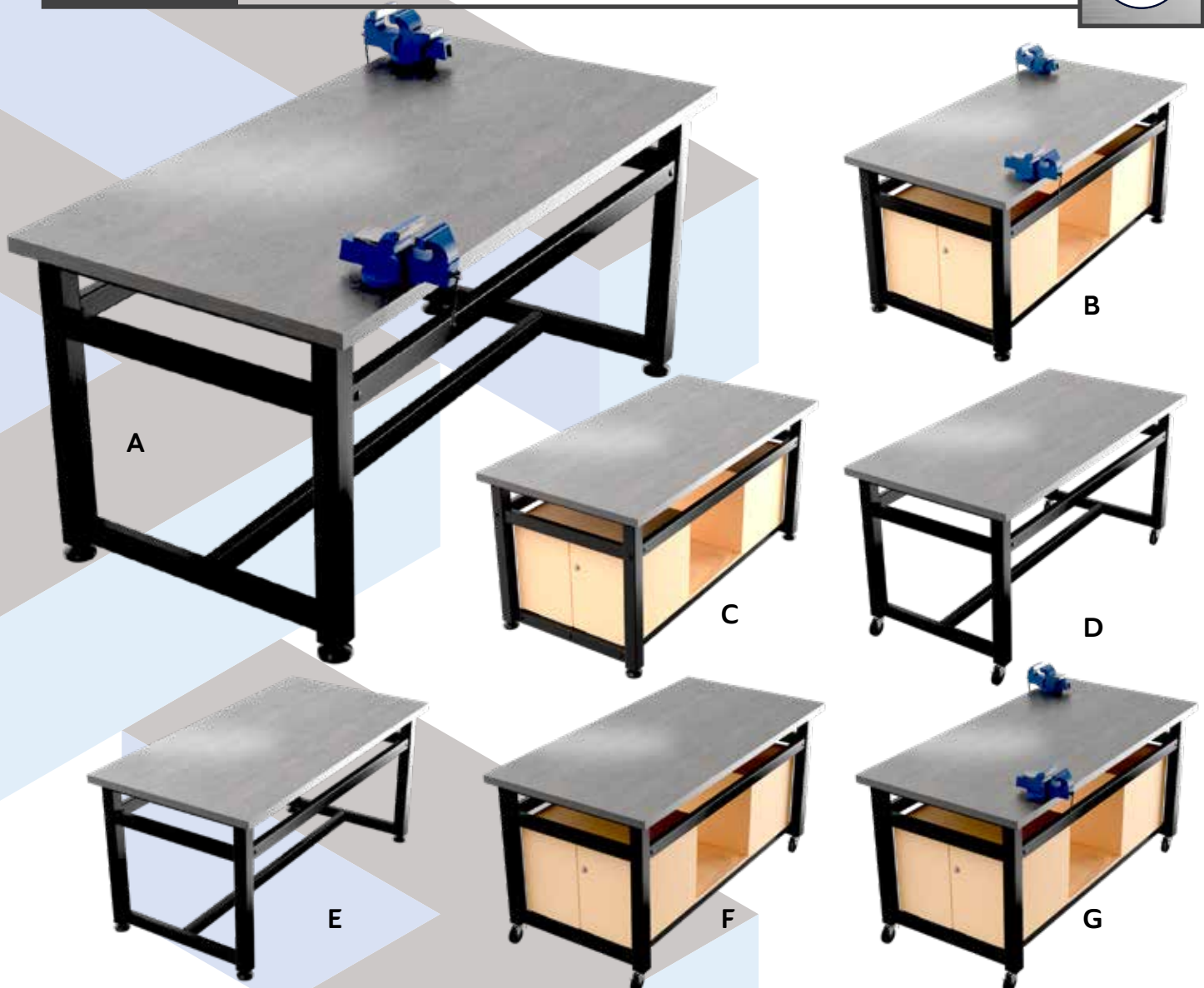
FRAME
BLACK POWDER COATED

DESCRIPTION

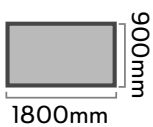
- | | DESCRIPTION |
|---|--|
| A | BENCH with 2 vices |
| B | BENCH with 2 vices & Sacrificial Top |
| C | BENCH with 2 vices & Cupboard |
| D | BENCH with 2 vices & Castors |
| E | BENCH with Plain Top |
| F | BENCH with Plain Top & Castors |
| G | BENCH with 2 vices, Cupboard & Castors |

KUBE 2

1800mm LONG BENCHES - METAL WORK



DIMENSIONS:



850mm



850mm

TOP
GALVANISED
METAL

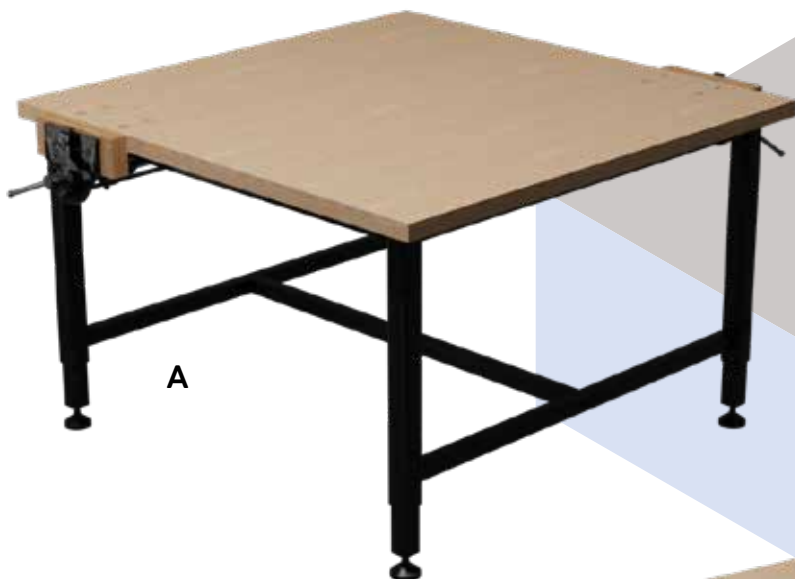
FRAME
BLACK POWDER COATED

DESCRIPTION

- | DESCRIPTION | |
|-------------|--|
| A | BENCH with 2 vices |
| B | BENCH with 2 vices & Cupboard |
| C | BENCH with Plain Top & Cupboard |
| D | BENCH with Plain Top & Castors |
| E | BENCH with Plain Top |
| F | BENCH with Plain Top, Cupboard & Castors |
| G | BENCH with 2 vices, Cupboard & Castors |

KUBE 3

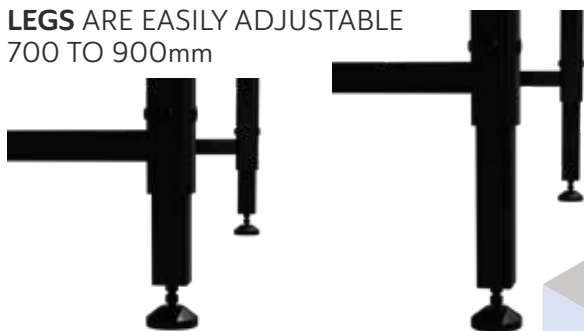
DDA HEIGHT ADJUSTABLE BENCHES - WOODWORK



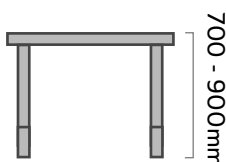
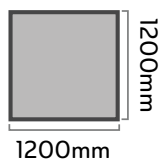
SUITABLE FOR
WHEELCHAIR ACCESS



LEGS ARE EASILY ADJUSTABLE
700 TO 900mm



DIMENSIONS:



TOP
PLY

FRAME
BLACK POWDER COATED

DESCRIPTION

- | DESCRIPTION | |
|-------------|----------------------|
| A | BENCH with 2 vices |
| B | BENCH with Plain Top |


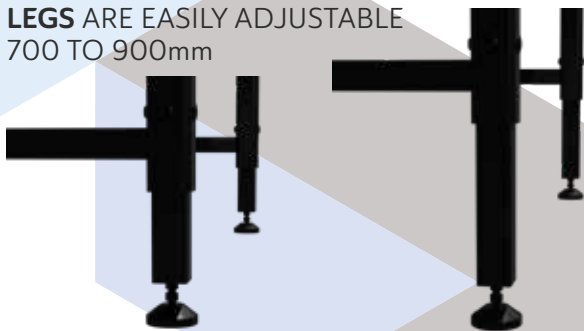
KUBE 3

DDA HEIGHT ADJUSTABLE BENCHES - METAL WORK

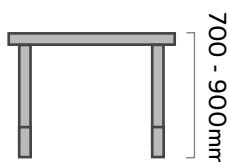
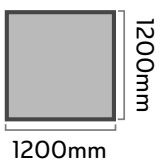


SUITABLE FOR
WHEELCHAIR ACCESS

LEGS ARE EASILY ADJUSTABLE
700 TO 900mm



DIMENSIONS:



TOP
GALVANISED
METAL

FRAME
BLACK POWDER COATED

DESCRIPTION

- | | |
|----------|----------------------|
| A | BENCH with 2 vices |
| B | BENCH with Plain Top |

KUBE 4 1200mm SQUARE BENCHES - WOODWORK



B



C



D



E



A



F



G

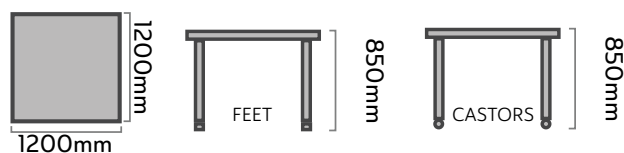


H



I

DIMENSIONS:



TOP
PLY

FRAME
BLACK POWDER COATED

DESCRIPTION

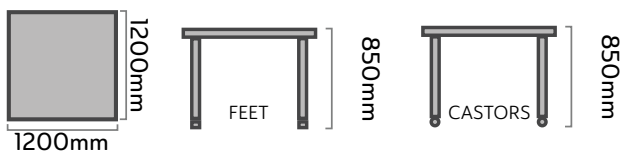
A	BENCH with 4 vices
B	BENCH with 4 vices & Sacrificial Top
C	BENCH with Plain Top
D	BENCH with 2 vices
E	BENCH with Plain Top & Cupboard
F	BENCH with 4 vices & Cupboard
G	BENCH with Castors
H	BENCH with Plain Top & Castors
I	BENCH with 4 vices, Cupboard & Castors

KUBE 4

1200mm SQUARE BENCHES - METAL WORK



DIMENSIONS:



TOP
PLY

FRAME
BLACK POWDER COATED

DESCRIPTION

A	BENCH with 4 vices
B	BENCH with Plain Top
C	BENCH with 2 vices
D	BENCH with 2 vices & Cupboard
E	BENCH with Plain Top & Cupboard
F	BENCH with 4 vices & Cupboard
G	BENCH with Plain Top & Castors
H	BENCH with 2 vices & Castors
I	BENCH with 4 vices, Cupboard & Castors

KUBE 5

1500mm SQUARE BENCHES - WOODWORK




B



C



D



E



A



F



G

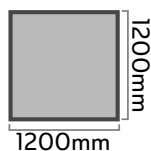


H



I

DIMENSIONS:



FEET

850mm



CASTORS

850mm

TOP
PLY

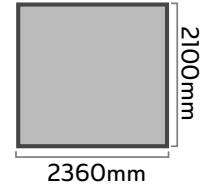
FRAME
BLACK POWDER COATED

DESCRIPTION

A	BENCH with 4 vices
B	BENCH with 4 vices & Sacrificial Top
C	BENCH with Plain Top
D	BENCH with 2 vices
E	BENCH with Plain Top & Cupboard
F	BENCH with 4 vices & Cupboard
G	BENCH with Castors
H	BENCH with Plain Top & Castors
I	BENCH with 4 vices, Cupboard & Castors

KAMP

LARGE TOOL STORAGE WITH SHADOWBOARD



- FLEXIBLE TOOL AND PART STORAGE
- KEEP YOUR TOOLS SECURED BEHIND A METAL ROLLER DOOR
- INCLUDES A CUSTOMISABLE 2M LONG SHADOWBOARD
- A DUST-RESISTANT ENVIRONMENT

KARI

MOBILE TOOL STORAGE WITH SHADOWBOARD



CUSTOMISED SHADOWBOARDS ON CASTOR WHEELS!

- YOUR SCHOOL'S CREST
- YOUR SCHOOL'S COLOURS
- YOUR SCHOOL'S TOOLS



system7.au

DISTRIBUTED BY



1800 852 211

toolsforschools.com.au